


Heart-Hands Bead & Friendship

SEPTEMBER 15TH – VIRTUAL EVENT






My Heart Map...

Create a map of what is inside your heart. The middle heart stands for your caring heart. Take special care to include the people you love, your friendships, and the experiences, people, and places you keep near and dear to your heart. Use it as a reminder of what connects you to others and fills your heart with love.






My Heart Holds...

Fill the heart with scribbles. Use different colors to represent what your heart holds. Keep in special mind your caring friendships, relationships, and connections to that which fills your heart with love and care. You may consider coloring the bigger scribbles to show what takes up lots of room in your heart, and coloring the smaller scribbles to show what is present in smaller amounts. Create a key to remember what your colors mean.




Heartstrings of Friendship...

We make many friendships over our lifetime. Love connects all friendships through caring hearts. Use the connected hearts to show how love.



Love Unites Us...

We make many friendships over our lifetime. Love connects all friendships through caring hearts. Create a scene that represents the bond of friendship using the symbol of connected hearts.



The Heartbeat of Friendship...

The heart in the middle of the hands represents your caring heart. Inside the heart, show your friendships and the people you love and care for. Use the hands to show the experiences, people, and places that fill your heart. In the space outside of the hands, express the love and friendship that you give to the world. Use it as a reminder of what connects you to others and fills your heart with love.



beads
of **COURAGE**[®]

www.beadsofcourage.org
© 2024 Beads of Courage, Inc.